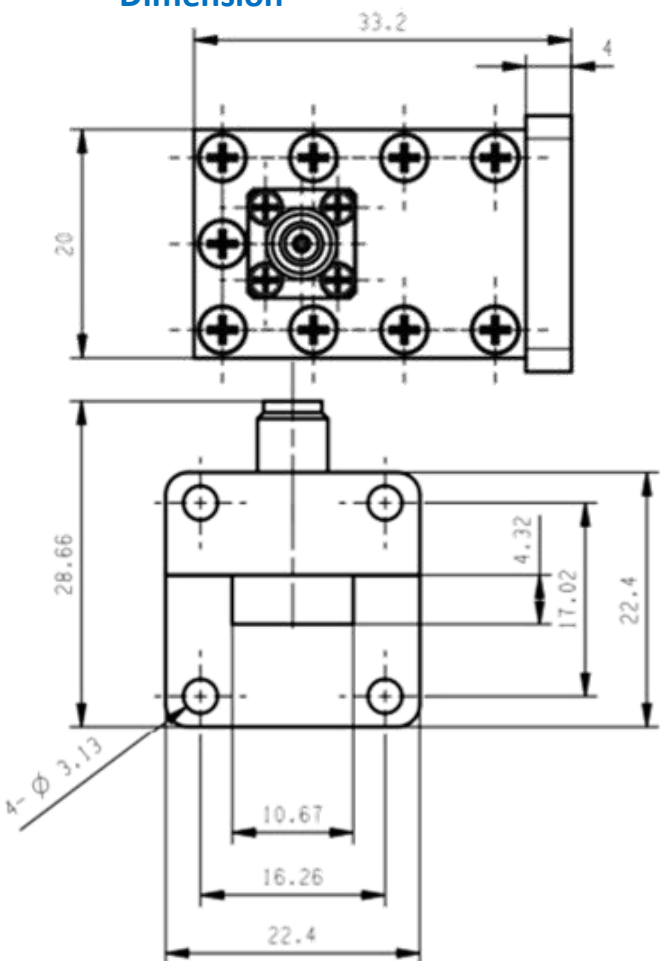


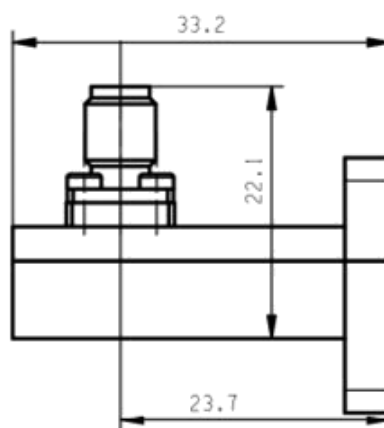
Waveguide to Coaxial Adaptor, WR42 to 2.92mm Female, Square Cover Flange, Right Angle

P.N. : X-WR42.2926.R

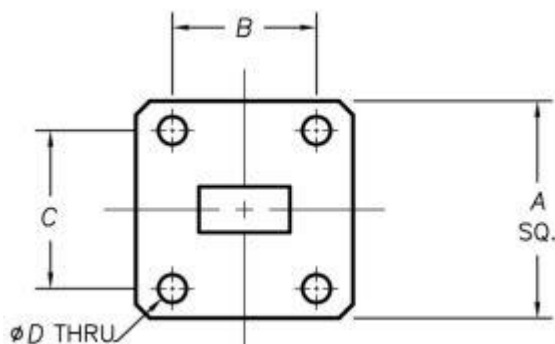
Dimension



Photo



Flange Comparison



WG size	Conforming Standard	A	B	C	D
WR28	ACE RF Comm : X-WR28.2940.1	22.4	16.26	17.02	3.1
	IEC60154 : UBR320	22.4	16.26	17.02	3.0
	USA : MIL3922/54-001(U595/U)	22.22	16.26	17.02	2.95

* Please check the flange compatibility before ordering. Customized flanges are available

Waveguide to Coaxial Adaptor, WR42 to 2.92mm Female, Square Cover Flange, Right Angle

P.N. : X-WR42.2926.R

Electrical specification

Frequency Range	17.6 ~ 26.7GHz
Impedance	50 Ohm
V.S.W.R.	1.25 : 1 Max.

Configuration

Wave guide Size	IEC	220
	EIA	WR42
Flange Type	IEC	UBR220
	North America	Al Alloy : M3922/54-002(UG597/U) Cu Alloy : M3922/54-001(UG595/U)
Coax Connector	2.92mm Female	
Body Geometry	Right Angle	

Material specification

Wave guide Body	Copper, Black or Grey painted
Connector Body	Passivated stainless steel
Center Contact	Gold plated beryllium copper

Environmental specification

Connector Interface	MIL-STD-348
Operating Temperature	-40°C ~ 70 °C
RoHS	Compliant